

MADANAPALLE INSTITUTE OF TECHNOLOGY & SCIENCE
MADANAPALLE
(UGC-AUTONOMOUS)
www.mits.ac.in



COMPUTER SCIENCE & ENGINEERING (IoT)
Course Structure
&
Detailed SYLLABI
For the students admitted to

B. Tech. Regular Four Year Degree Programme from the academic year 2020-21

and

B. Tech. Lateral Entry Scheme from the academic year 2021-22



B.TECH. COMPUTER SCIENCE & ENGINEERING (IoT)

**MADANAPALLE INSTITUTE OF TECHNOLOGY & SCIENCE,
MADANAPALLE**

Branch: COMPUTER SCIENCE & ENGINEERING (IoT)

Total Credits: 160 (4 Year Course)

I. Induction Program and Holistic Development Activities

Sl.No	Title	Duration
1	Induction Program (Mandatory)	Three weeks' duration at the start of First Year (Refer Annexure - I)
2	Holistic Development Activities (Every Student from Semester 2 – 8 should register for at least one activity)	Three hours per week (Activity list is enclosed in Annexure - I)
3	Virtual Laboratory (Students are encouraged to choose and register for any of the Virtual laboratories he /she is interested)	As specified by the Virtual Laboratory

R20 - Curriculum Structure - I Year I Semester

S. No.	Category	Course Code	Course Title	Hours Per Week				Credits
				L	T	P	Total	
1	HSMC	20ENG101	Professional English	3	0	0	3	3
2	BSC	20MAT101	Engineering Calculus	3	1	0	4	4
3	BSC	20CHE101	Engineering Chemistry	3	0	0	3	3
4	ESC	20ME101	Engineering Graphics	2	0	2	4	3
5	ESC	20CSE101	Programming for Problem Solving (Python)	2	0	3	5	3.5
6	BSC	20CHE201	Chemistry Laboratory	0	0	3	3	1.5
7	ESC	20CSE202	Engineering and IT Workshop	0	0	3	3	1.5
Total				13	1	11	25	19.5

Curriculum Structure - I Year II Semester

S. No.	Category	Course Code	Course Title	Hours Per Week				Credits
				L	T	P	Total	
1	BSC	20MAT110	Linear Algebra	3	0	0	3	3
2	BSC	20PHY102	Applied Physics	3	1	0	4	4
3	ESC	20EEE101	Basic Electrical Engineering	3	1	0	4	4
4	ESC	20CSE102	C Programming and Data Structures	3	0	0	3	3
5	HSMC	20ENG201	English for Professional Purposes Laboratory	0	0	2	2	1
6	BSC	20PHY201	Physics Laboratory	0	0	3	3	1.5
7	ESC	20EEE201	Electrical Engineering Laboratory	0	0	3	3	1.5
8	ESC	20CSE201	C Programming and Data Structures Laboratory	0	0	3	3	1.5
Total				12	2	11	25	19.5

(L = Lecture, T = Tutorial, P = Practical, C = Credit)

THREE WEEK MANDATORY INDUCTION PROGRAMME

- Yoga and Meditation
- Sports and Games
- NSS
- NCC
- MITS Social Responsibility Club
- Management module
- Design Thinking
- Spoken and Written Communication

➤ *Proficiency modules*

- Basic Computer Proficiency
- Interpersonal skills
- Computer Graphics
- Web programming
- Mobile Apps
- Vocabulary enhancement

HOLISTIC DEVELOPMENT ACTIVITIES

Description of Activities

1. Physical and Health
2. Culture
3. Literature and Media
4. Social Service
5. Self - Development
6. Nature and Environment
7. Innovation

B. Tech I Year I Semester

B. Tech I Year I Semester

20ENG101 PROFESSIONAL ENGLISH (Common to all branches)

L	T	P	C
3	0	0	3

Course Prerequisite: None

Course Description: Communication takes place in many forms, however the major impact and effectiveness is in its professionalism. This course defines, enlightens and enables learners to engage in Professional Communication by addressing all the areas of communication – Listening, Speaking, Reading and Writing. This course also deals with various types of communication – Verbal, Non-verbal, Storytelling, Crucial Conversations, Written Communication, Vocalics, Eye Contact, Posture, etc.

Course Objectives: This course enables the student to –

1. Engage effectively in a professional environment
2. Understand the intricacies and implications of professional communication
3. Use linguistic skills in any given context
4. Conduct self in a learning environment
5. Be better prepared for employment

UNIT I: Grammar & Vocabulary; Grammar - Tense, Reported Speech, Modals, Conditionals; Vocabulary development - prefixes, suffixes, compound words, synonyms & antonyms. (9)

UNIT II: Reading Skills & Written Communication; Reading - short comprehension passages, practice in skimming, scanning and predicting; Writing- completing sentences, developing hints; Paragraph writing- topic sentence, main ideas, coherence. (9)

UNIT III: Verbal & Non-verbal Aspects; Verbal - Introducing oneself, exchanging personal information, Using 'Wh'- Questions, asking and answering, yes or no questions- asking about routine actions and expressing opinions; **Non-Verbal** – Use of body language, combating nervousness. (9)

UNIT IV: Conversations; Listening-short texts & conversing, formal and informal conversations, short group conversations, speaking about oneself, sharing information of a personal kind speaking about one's friend. (9)

UNIT V: Business Environment & Etiquettes; greeting & taking leave; Writing e-mails, memos, reports, etc. (9)

Course Outcomes: At the end of the course, learners will be able to

1. Read articles and understand professional communication
2. Participate effectively in informal conversations
3. Introduce themselves and their friends and express opinions in English
4. Comprehend conversations and short talks delivered in English
5. Write short essays of a general kind and personal letters and emails in English.

Suggested Reading/Textbooks:

1. Guy Brook Hart & Norman Whitby; *Cambridge English-Business Benchmark: Pre-Intermediate to Intermediate*; Published by: Cambridge University Press.
2. Adrian Doff, Craig Thaine, Herbert Puchta, et al; *Empower: Intermediate (B1+)*; Published by: Cambridge University Press.

Reference:

1. AJ Thomson & AV Martinet; *A Practical English Grammar*; Oxford University Press, 2015.
2. Raymond Murphy; *English Grammar in Use with CD*; Cambridge University Press, 2013.
3. K.S. Yadurajan; *Modern English Grammar*; Oxford University Press, 2014.
4. William Strunk Jr; *The Elements of Style*; ITHACA, N.Y.; W.P. HUMPHREY, 2006.
5. Joseph Devlin; *How to Speak and Write Correctly*; ITHACA, N.Y.; W.P. HUMPHREY, 2006
6. Anjana Agarwal; *Powerful Vocabulary Builder*; New Age Publishers, 2011.
7. *Writing Tutor*; Advanced English Learners' Dictionary; Oxford University Press, 2012.
8. www.cambridgeenglish.org/in/
9. <https://learnenglish.britishcouncil.org/en/english-grammar>
10. <https://www.rong-chang.com/>

Mode of Evaluation: Assignments, Internal Mid Examinations, External End Examination.

B. Tech I Year I Semester

20MAT101

ENGINEERING CALCULUS

L T P C
3 1 0 4

Course Prerequisite: Mathematics at Intermediate or Equivalent Level

Course Description:

The course introduces the concepts of single variable and multivariable calculus with the view of its applications in various engineering fields. It prepares the students to develop various methods of finding derivatives and integrals; understanding of concepts related to continuous functions and enrich their experience in critical analysis.

Course Objectives:

1. To introduce the basic concepts of definite integrals, improper integrals, Beta and Gamma functions,
2. To acquire knowledge on mean value theorems in calculus.
3. To illustrate various techniques of testing the convergence of infinite series and introduces the functions of sine and cosine series.
4. To familiarize the knowledge of limit, continuity and the derivatives, extreme values in Multivariable.
5. To emphasize the role of Double and Triple integrals in dealing with area and volume of the regions.

Unit 1: Integral Calculus (12)

Definite integrals; Applications of definite integrals to evaluate area and length of curves, surface areas and volumes of revolutions; Beta and Gamma functions and their properties.

Unit 2: Differential Calculus (12)

Rolle's Theorem, Mean value theorems, Taylor's and Maclaurin theorems with remainders (without proofs); indeterminate forms, Maxima and minima.

Unit 3: Sequence and Series (12)

Sequence and Series, their Convergence and tests for convergence; Power series, Taylor's series, Series for exponential, trigonometric and logarithmic functions; Fourier series: Half range sine and cosine series, Parseval's theorem.

Unit 4: Multivariable Differential Calculus (12)

Limit, continuity and partial derivatives, directional derivatives, total derivative; Tangent plane and normal line; Maxima, minima and saddle points; Method of Lagrange multipliers.

Unit 5: Multivariable Integral Calculus (12)

Multiple Integration: double integrals (Cartesian and polar), change of order of integration in double integrals, Change of variables (Cartesian to polar), Applications: areas and volumes (double integration), triple integrals, **gradient**, curl and divergence, Green's, Stokes and Gauss divergence theorems (without proofs).

Course Outcomes:

At the end of the course, the students should be able to

1. Evaluate the definite integrals, Beta and Gamma functions and calculate length of curve and underlying area.
2. Relate the results of mean value theorems in calculus to Engineering problems.
3. Use the Power series and Fourier series for ascertaining the stability and convergence of various techniques.
4. Apply the functions of several variables to evaluate the rates of change with respect to time and space variables in engineering.
5. Compute the area and volume by interlinking them to appropriate double and triple integrals.

Text Books:

1. B.S. Grewal, Higher Engineering Mathematics, Khanna Publishers, 42th Edition, 2012.
2. G. B. Thomas, Maurice D. Weir, Joel Hass, Frank R. Giordano, Thomas' Calculus Pearson education 11th Edition, 2004.

Reference Books:

1. G.B. Thomas and R.L. Finney, Calculus and Analytic geometry, 9th Edition, Pearson, Reprint, 2002.
2. Erwin Kreyszig, Advanced Engineering Mathematics, 9th Edition, John Wiley & Sons, 2006.
3. Veerarajan T., Engineering Mathematics for first year, Tata McGraw-Hill, New Delhi, 2008.
4. Ramana B.V., Higher Engineering Mathematics, Tata McGraw Hill New Delhi, 11th Reprint, 2010.
5. D. Poole, Linear Algebra: A Modern Introduction, 2nd Edition, Brooks/Cole, 2005.
6. N.P. Bali and Manish Goyal, A text book of Engineering Mathematics, Laxmi Publications, Reprint, 2008.

Mode of Evaluation: Assignments, Internal Mid Examination, External End Examination.

B. Tech I Year I Semester

20CHE101 ENGINEERING CHEMISTRY

L T P C
3 0 0 3

Course Pre-requisite: Basic Chemistry at Intermediate or equivalent level.

Course Description: Deals with the basic principles of various branches of chemistry like physical, organic, inorganic, analytical and nanomaterial chemistry.

COURSE OBJECTIVES:

Students will

1. Understand, analyse and determine the impurities present in the water.
2. Appreciate the synthetic organic reactions used in daily life
3. Learn the principles of spectroscopies to analyse them.
4. Value the basic concepts of thermodynamics and electrochemistry.
5. Be exposed to the importance of nano and engineering materials used in their daily life and industry.

UNIT I: Impurities Present in Water and Water Treatment (9)

Impurities present in Water: Impurities in water (BIS and WHO standards), Hardness of water- determination of hardness - EDTA Method (numerical problems), Alkalinity of water (numerical problems), Estimation of Dissolved Oxygen by Winkler's method and its importance and Chlorides. Disadvantages (industry level) of using hard water (Boiler corrosion, Caustic embrittlement, Scale and Sludges). Softening of water (Ion exchange method), Treatment of brackish water by Reverse Osmosis method. Water treatment for civic applications: coagulation, sedimentation, filtration, sterilization - chlorination and ozonation. Concept of break point chlorination.

UNIT II: Periodic Properties and Organic Reactions (7)

Periodic properties: Electronic configurations, atomic and ionic sizes, ionization energies, oxidation states, molecular geometries. Organic Reactions: Introduction to substitution (S_N^1 and S_N^2), elimination (E_1 and E_2) - Addition, Condensation and Free Radical Polymerization Reaction (only the mechanism).

UNIT III: Spectroscopy (8)

Basic Principle and Applications of UV-Visible, FT-IR, Raman, Microwave and Nuclear Magnetic Resonance (NMR) Spectroscopy.

UNIT IV: Thermodynamics and Electrochemistry

(11)

Thermodynamics: Systems, State Functions, Thermodynamic Functions: Work, Energy, Entropy and Free energy. Estimations of Entropy in Isothermal, Isobaric and Isochoric processes. Electrochemistry: Free energy and EMF. Cell potentials, the Nernst equation and applications. Batteries (Lead-Acid and Lithium ion) and Fuel-Cells (H_2-O_2).

UNIT V: Engineering Materials, Nanoscience & Nanotechnology

(10)

Engineering Materials: Cement Materials and Manufacturing Process. Reactions in setting and hardening of Cement. Lubricants – definition, Properties of lubricants – Viscosity, Viscosity Index, Flash Point and Pour Point. Nanomaterials: Introduction, Classes/Types, Chemical synthesis of Nanomaterials: Chemical Vapor Deposition method (Carbon Nanotubes), Characterization by powder XRD (Scherrer's equation). Applications of Nanomaterials: Solar Energy and Photocatalytic Dye Degradation (TiO_2).

COURSE OUTCOMES:

At the end of the course, the students will be able to

1. Analyse and determine the impurities in water such as hardness, alkalinity for sustainable development.
2. Prepare organic compounds/polymers for environmental, safety and society need.
3. Comprehend the principles and applications of spectroscopies.
4. Apply the concept of free energy in thermodynamics, electrochemistry for solving the problems evolve in the engineering processes.
5. Acquire spotlight to the nanomaterials and basic engineering materials used in academics, industry, and daily life.

Textbooks:

1. **P. W. Atkins & Julio de Paula**, 'The Elements of Physical Chemistry', Ninth edition (Oxford University Press, Oxford 2010).
2. **C. N. Banwell**, **Fundamentals of Molecular Spectroscopy**, Fourth Edition, (Tata McGraw Hill, 2008).
3. **Ralph H. Petrucci, F. Geoffrey Herring, Jeffrey D. Madura, Carey Bissonette**, **General Chemistry - Principles and Modern Applications**, Tenth Edition, (Pearson, 2011).
4. **Dr. S. S. Dara and Dr. S. S. Umare**, **A Textbook of Engineering Chemistry**, 1st Edition., (S. Chand & Company Ltd, 2000).
5. **T. Pradeep**, **Nano: The Essentials**, 1st Edition, (Tata McGraw-Hill Publishing Company Limited, 2017).

Reference Books:

1. 'Physical Chemistry', D. W. Ball, First Edition, India Edition (Thomson, 2007).
2. Perry's Chemical Engineers' Handbook, Don W. Green and Marylee Z. Southard, 9th Edition (McGraw Hill, 2018).
3. Engineering Chemistry, Dr. Suba Ramesh and others, 1st Edition (Wiley India, 2011).
4. Jain and Jain, Engineering Chemistry, 16th Edition (Dhanpat Rai Publishing Company (P) Ltd, 2016).
5. Amretashis Sengupta, Chandan Kumar Sarkar (eds.), Introduction to Nano Basics to Nanoscience and Nanotechnology (Springer-Verlag, Berlin, Heidelberg, 2015)

Mode of Evaluation: Continuous Internal Evaluation and End Semester Examination.

B. Tech. I Year I Semester

20ME101 ENGINEERING GRAPHICS

L	T	P	C
2	0	2	3

Course Prerequisite: None

Course Description: Introduction to AutoCAD commands, simple drawings, orthographic projections, projection of points, lines, planes; auxiliary projections; projections and sections of solids; development and intersection of surfaces; isometric projections.

Course Objectives:

1. Engineering Graphics is the primary medium for development and communicating design concepts.
2. Through this course the students are trained in Engineering Graphics concepts with the use of AutoCAD.
3. The latest ISI code of practice is followed while preparing the drawings using AutoCAD.
4. Computerized drawing is an upcoming technology and provides accurate and easily modifiable graphics entities.
5. Storage and Retrieval of Drawings is also very easy and it takes very less time to prepare the drawings. Also enhances the creativity.

UNIT I: INTRODUCTION TO AUTO CAD

Introduction to AutoCAD commands, simple drawings using AutoCAD, Introduction to orthographic Projections – Theory, techniques, first angle projections and third angle projections.

(12)

UNIT II: PROJECTIONS OF POINTS & LINES

Projections of points: Positions, notation system and projections.

Projections of lines: Positions, terms used, different cases, traces of lines and finding true length.

(12)

UNIT III: PROJECTIONS OF PLANES & SOLIDS

Projections of planes: Positions, terms used, different cases and projections procedure.

Projections of Solids: Projections of Regular Solids inclined to one plane (resting only on HP).

(12)

UNIT IV: SECTIONS AND DEVELOPMENTS OF SOLIDS

Section of solids: Sectional view of right regular solids (Prism and cylinder), true shapes of the sections.

Development of Surfaces: Development of surfaces of right regular solids (Prism, Cylinder and their Sectional Parts).

(12)

UNIT V: INTERSECTIONS & ISOMETRIC PROJECTIONS

Intersections of surfaces of solids: Intersection between prism Vs prism, prism Vs cylinder, cylinder Vs cylinder.

Isometric Projections: Theory of isometric drawing and orthographic views, Conversion of isometric view into orthographic views. (12)

Course Outcomes: Student will be able to

1. Identify various commands in AutoCAD software and apply AutoCAD skills to develop the new designs.
2. Draw the projections of points, straight lines using AutoCAD.
3. Draw the projections of the planes, solids using AutoCAD
4. Sketch the developments of solids, sections of solids using AutoCAD.
5. Draw the conversion of the isometric views to orthographic views and intersections of surfaces using AutoCAD.

Text Book:

1. D.M. Kulkarni, A.P. Rastogi and A.M. Sarkar., Engineering Graphics with AutoCAD, PHI Learning Private Limited, New Delhi 2009.
2. N D Bhat, Engineering Drawing, Charotar Publishing House, Gujarath, 15th Edition, 2010.
3. K.L. Narayana, P. Kanniah, Engineering Drawing, Scitech Publishers, 2nd Edition, 2010.

References:

1. Dhananjay A Jolhe, Engineering Drawing: with an introduction to AutoCAD, Tata McGraw Hill, 2008.
2. Warren J. Luzadder & Jon M. Duff Fundamentals of Engineering Drawing, 11th edition, Prentice Hall of India, New Delhi.

Mode of Evaluation: Assignment, Mid Examination, End Examination

B. Tech I Year I Semester

20CSE101 PROGRAMMING FOR PROBLEM SOLVING (PYTHON)

L	T	P	C
2	0	3	3.5

Course Prerequisite: None

Course Description:

Python is a language with a simple syntax, and a powerful set of libraries. It is an interpreted language, with a rich programming environment. While it is easy for beginners to learn, it is widely used in many scientific areas for data exploration. This course is an introduction to the Python programming language for students without prior programming experience.

This course provides knowledge on how to implement programs in python language and to solve computational problems using the various programming constructs including data structures, functions, string handling mechanisms and file handling concepts.

Course Objectives:

1. Learn Python programming constructs.
2. Implement Python programs with conditional structures and loops.
3. Use functions for structuring Python programs.
4. Handle compound data using Python lists, tuples, and dictionaries.
5. Manipulate data using files handling in Python.
6. Getting exposed to the basics of Object Oriented Programming using Python.

UNIT-I

Introduction: Algorithms, building blocks of algorithms (flow chart), History of Python, features of Python Programming, Running Python Scripts, Variables, Assignment, Keywords, Input-Output, Indentation. **Data Types** - Integers, Strings, Boolean.

- a) Develop a flowchart for the various arithmetic operations on numbers.
- b) Develop a flowchart to check whether the number is positive or negative.
- c) Develop a flowchart for finding whether a given number is even or odd.
- d) Develop a flowchart for finding biggest number among three numbers.
- e) Develop a flowchart for displaying reversal of a number.
- f) Develop a flowchart to print factorial of a number using function.
- g) Develop a flowchart to generate prime numbers series up to N using function.
- h) Develop a flowchart to check given number is palindrome or not using function.
- i) Alexa travelled 150 kms by train. How much distance in miles she actually covered?

(12)

UNIT-II

Operators and Expressions: Operators- Arithmetic Operators, Comparison (Relational) Operators, Assignment Operators, Logical Operators, Bitwise Operators, Membership Operators, Identity Operators, Expressions and order of evaluations. **Control Flow** - if, if-elif else, for, while, break, continue, pass.

- a) Swapping of two number with and without using temporary variable.
- b) If the age of Ram, Sam, and Khan are input through the keyboard, write a python program to determine the eldest and youngest of the three.

- c) Develop a program that performs arithmetic operations (Addition, Subtraction, Multiplication, and Division) on integers. Input the two integer values and operator for performing arithmetic operation through keyboard. The operator codes are as follows:
- For code '+', perform addition.
 - For code '-', perform subtraction.
 - For code '*', perform multiplication.
 - For code '/', perform division.
- d) Implement the python program to generate the multiplication table.
- e) Implement Python program to find sum of natural numbers
- f) If the first name of a student is input through the keyboard, write a program to display the vowels and consonants present in his/her name.
- g) The marks obtained by a student in 5 different subjects are input through the keyboard. Find the average and print the student grade as per the MITS examination policy as shown below.

```

% OBTAINED GRADE
90 - 100 O (Outstanding)
80 - 89 A+ (Excellent)
70 - 79 A (Very Good)
60 - 69 B+ (Good)
50 - 59 B (Above)
45 - 49 C (Average)
40 - 44 P (Pass)
< 40 F (Fail)

```

- h) Implement Python Script to generate prime numbers series up to N.
- i) Given a number x, determine whether it is Armstrong number or not. Hint: For example, 371 is an Armstrong number since $3^3 + 7^3 + 1^3 = 371$. Write a program to find all Armstrong number in the range of 0 and 999.

(12)

UNIT-III

Data Structures Lists - Operations, Slicing, Methods; Tuples, Sets, Dictionaries, Sequences. Comprehensions. **Functions** - Defining Functions, Calling Functions, Passing Arguments, variable in python-Global and Local Variables.

- a) Write a Python script to
- create a list
 - access elements from a list
 - slice lists
 - change or add elements to a list
 - delete or remove elements from a list
- b) Write a Python script to read the values from a list and to display largest and smallest numbers from list.
- c) Write a Python script to compute the similarity between two lists.
- d) Write a Python script to read set of values from a Tuple to perform various operations.
- e) Write a Python script to perform basic dictionary operations like insert, delete and display.
- f) Write a Python program to count the occurrence of each word in a given sentence.
- g) Define a dictionary named population that contains the following data.

Keys	Values
Shanghai	17.8
Istanbul	13.3
Karachi	13.0
Mumbai	12.5

- h) Write a Python script to create Telephone Directory using dictionary and list to perform basic functions such as Add entry, Search, Delete entry, Update entry, View and Exit.
- i) Implement Python script to display power of given numbers using function.
- j) Implement a Python program that takes a list of words and returns the length of the longest one using function.

(12)

UNIT-IV

String Handling -Modules: Creating modules, import statement, from import statement, name spacing-**Files and Directories**

- a) Implement Python program to perform various operations on string using string libraries.
- b) Implement Python program to remove punctuations from a given string.
- c) Write a Python program to change the case of the given string (convert the string from lower case to upper case). If the entered string is “computer”, your program should output “COMPUTER” without using library functions.
- d) Implement Python program to capitalize each word in a string. For example, the entered sentence “god helps only people who work hard” to be converted as “God Helps Only People Who Work Hard”
- e) Write a Python script to display file contents.
- f) Write a Python script to copy file contents from one file to another.
- g) Write a Python script to combine two text files contents and print the number of lines, sentences, words, characters and file size.
- h) Write a Python commands to perform the following directory operations.
- List Directories and Files
 - Making a New Directory
 - Renaming a Directory or a File
 - Removing Directory or File

(12)

UNIT-V

Python packages: Predefined Packages and User-defined Packages, Package Creation.

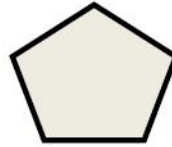

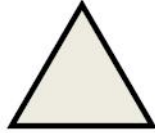
Object Oriented Programming using Python: Introduction to OOP, Creating Classes and Objects in Python, Creating Methods in Python

Brief Tour of the Standard Library: Turtle

- a) Create a package named Cars and build three modules in it namely, BMW, Audi and Nissan. Illustrate the modules using class. Finally we create the `__init__.py` file. This file will be placed inside Cars directory and can be left blank or we can put the initialization code into it.
- b) Create a class by name Student with instance variables such as roll_no, name, year_of_study, branch, section, and marks in any five subjects. The class should also contain one method for calculating the percentage of marks and the other method for printing a report as follows:

Roll No.	Name	Year	Section	Branch	M1	M2	M3	M4	M5	Percentage
101	abc	I	A	CSE	58	68	95	47	56	64.8

c) Write a python script to display following shapes using turtle.



Course Outcomes:

At the end of the course, students will be able to

1. Understand problem solving techniques and their applications
2. Understand the syntax and semantics of python.
3. Demonstrate the use of Python lists and dictionaries.
4. Demonstrate the use of Python File processing, directories.
5. Describe and apply object-oriented programming methodology and Standard Library.

Text Books:

1. Allen B. Downey, ``Think Python: How to Think Like a Computer Scientist'', 2nd edition, Updated for Python 3, Shroff/O'Reilly Publishers, 2016
(<http://greenteapress.com/wp/thinkpython/>)
2. Guido van Rossum and Fred L. Drake Jr, "An Introduction to Python – Revised and updated for Python 3.2, Network Theory Ltd., 2011.

References:

1. Charles Dierbach, "Introduction to Computer Science using Python: A Computational Problem-Solving Focus, Wiley India Edition, 2013.
2. John V Guttag, "Introduction to Computation and Programming Using Python'', Revised and expanded Edition, MIT Press , 2013.
3. Kenneth A. Lambert, "Fundamentals of Python: First Programs'', CENGAGE Learning, 2012.
4. Paul Gries, Jennifer Campbell and Jason Montojo, "Practical Programming: An Introduction to Computer Science using Python 3'', Second edition, Pragmatic Programmers,LLC,2013.
5. Robert Sedgewick, Kevin Wayne, Robert Dondero, "Introduction to Programming in Python: An Inter-disciplinary Approach, Pearson India Education Services Pvt. Ltd., 2016.

Mode of Evaluation: Model Lab Examinations, External Lab End Examination.

B.Tech I Year I Semester

20CHE201

CHEMISTRY LABORATORY

L T P C

0 0 3 1.5

Course Prerequisites: Basic Chemistry at Intermediate or equivalent level.

Course Description: It deals with basic principles of volumetric and instrumental analytical methods.

Course Objective: This Engineering Chemistry Laboratory is common to all branches of I Year B Tech. At the end of the course the student is expected to Students will

1. Learn to estimate the chemical impurities present in water such as hardness, alkalinity, chlorine, etc.
2. Understand and experience the formation of inorganic complex and analytical technique for trace metal determination.
3. Be trained to use the instruments to practically understand the concepts of electrochemistry.
4. Bridge theoretical concepts and their practical engineering applications, thus highlighting the role of chemistry in engineering.

Lab Experiments (12 Experiments)

1. Estimation of total, permanent and temporary hardness of water by EDTA method.
2. Estimation of alkalinity of water sample.
3. Estimation of dissolved oxygen by Winkler's method.
4. Determination of molecular weight of a polymer by using Ostwald's viscometer.
5. Determination of rate constant of an ester hydrolysis (Pseudo First Order reaction).
6. Determination of strength of a Strong acid (conc. H_2SO_4) by conductometric titration (Neutralisation Titration).
7. Conductometric titration of $BaCl_2$ Vs Na_2SO_4 (Precipitation Titration).
8. Dissociation constant of weak electrolyte by Conductometry.
9. Determination of percentage of Iron in Cement sample by colorimetry.
10. Estimation of ferrous ion by Potentiometric titration (Redox Titration).
11. Saponification value of oil.
12. Formation of Iron-1,10-phenanthroline complex and determination of iron by colorimetry.

Course Outcome: After the completion of the Engineering Chemistry Laboratory experiments, students will be able to

1. Develop and perform analytical chemistry techniques to address the water related problems (for e.g., hardness, alkalinity present in water) technically.
2. Handle electro-analytical instruments like digital conductivity meter and potentiometer to perform neutralization, precipitation, and redox titrations, respectively.
3. Acquire practical skills to handle spectro-photochemical methods to verify Beer-Lambert's Law.
4. Operate various instruments for the analysis of materials and produce accurate results in a given time frame.
5. Think innovatively and improve the creative skills that are essential for solving engineering problems.

Textbook:

1. Engineering Chemistry Lab Manual (2017-18), Dept. of Chemistry, Madanapalle Institute of Technology and Science, Madanapalle – 517325, Chittoor Dist., Andhra Pradesh, India.
2. "Vogel's Textbook of Qualitative Chemical Analysis", Arthur Israel Vogel, Prentice Hall, 2000.
3. Laboratory Manual on Engineering Chemistry, by Dr Sudha Rani, Dhanpat Rai Publishing house, 2009.
4. A Textbook on Experiments and calculations in Engineering Chemistry, by SS Dara, S Chand publications, 2015.
5. Laboratory Manual of Organic Chemistry, by Raj K Bansal, Wiley Eastern Limited, New age international limited, 2009.

Mode of evaluation: Continuous Internal Evaluation and End Semester Examination.

B. Tech. I Year II Semester

20CSE202 ENGINEERING AND IT WORKSHOP

Course Prerequisite: None

L T P C
0 0 3 1.5

Course Description:

This course will provide students with a hands-on experience on various basic engineering practices CSE and presenting the final product design.

Course Objectives:

1. Introduction to the use of Tools and Machinery in foundry, forging, tinsmith, carpentry, welding, fitting, working, fabrication of plastic components, fabrication of polymer composite materials, simple machine turning and wood turning, basic electrical connections
2. Introduction of basic electrical engineering
3. Fabrication of final product design at end of the semester

LIST OF EXPERIMENTS

1. Carpentry (Cross half lap Joint and Miter Joint)
2. Fitting (Square and 'V' fit)
3. Sheet Metal - Tin smithy (Square tray)
4. Foundry (Solid and Split pattern)
5. Welding (Arc and Gas welding) – Single V Butt Joint, T-fillet Joint
6. Plastic fabrication (Pen Stand)
7. Metrology (Internal and External dimension)
8. Introduction of Power Tools and CNC (Demo Only)
9. Introduction to 3D Printing (Demo Only)

Course Outcomes:

On successful completion of this course, the student will be able to

1. Fabricate carpentry components with suitable joint and pipe connections including plumbing works.
2. Practice the welding equipment to join the structures
3. Effective the basic machining operations
4. Create the models using sheet metal and plastic works.
5. Illustrate the operations of foundry, fitting and smithy
6. Fabrication product in composite material and product in plastic material
7. Conduct experiment basic electrical wire connection
8. Design and fabrication of final product design

Mode of Evaluation: Continuous Internal Evaluation and End Semester Examination.

Suggested Text/Reference Books:

1. Hajra Choudhury S.K., Hajra Choudhury A.K. and Nirjhar Roy S.K., “Elements of Workshop Technology”, Vol. I 2008 and Vol. II 2010, Media promoters and publishers private limited, Mumbai.
2. Kalpakjian S. And Steven S. Schmid, “Manufacturing Engineering and Technology”, 4th edition, Pearson Education India Edition, 2002.
3. Gowri P. Hariharan and A. Suresh Babu, “Manufacturing Technology – 1” Pearson Education, 2008.
4. Roy A. Lindberg, “Processes and Materials of Manufacture”, 4th edition, Prentice Hall India, 1998. (v) Rao P.N., “Manufacturing Technology”, Vol. I and Vol. II, Tata McGrawHill House, 2017.

IT WORKSHOP

Course Prerequisite: None

Course Description:

This course helps the students to understand the basic components of a computer, installation of operating systems, working on office productivity tools word-processor, spreadsheet and presentation slides. Also it gives a basic understanding of using Google tools and various email settings in Gmail.

Course Objectives:

1. The course focuses on enhancing student knowledge in computer peripherals and assembling.
2. To install operating system on computers and create new email account.
3. To understand basic software utilities like compression tools, PDF readers and web browser.
4. To provide technical training to the students on software tools like online forms, calendar applications, online drive, online translation tools and image processing applications.
5. To make the students to install software like Integrated Development Environments (IDE),and compilers for different programming languages.

LIST OF EXPERIMENT

1. Components of Computer & Assembling a Computer:

Learning about the different parts of the computer and its advancement

- Processor
- Memory – Types
- Motherboard
- Peripheral interfaces – I/O devices
- Learn about the proper connectivity among the devices inside the PC
- Assembling the different parts of the computer inside the cabinet

2. Install Operating System

- Partition the disk drive based on the capacity and the OS to be installed.
- Install ReactOS/Windows
- Install Ubuntu or any other GNU/Linux
- Install VirtualBox or VMWare or QEMU

3. Basic PC Troubleshooting

- Awareness on the possible issues in a computer
- Troubleshooting the problems using the available tools
- Removal and repair of existing software
- Identification of suitable Device driver for Hardware Devices.

4. Learning Basic Software:

- Installation of simple Productivity tools like file and folder compression utilities and PDF readers.
- Installation of Image Editor and Web browsers.
- Basic Software installation in GNU Linux based system.
- Connect the Printer and Scanner Devices perform printing and scanning operation.

5. Office Productivity Tools :

- Generate, manipulate, search, aligning content using word processing applications.
- Creation of spreadsheet with various column and rows applying various formulas on cells.
- Create Presentation and Visualization – graphs, charts, 2D, 3D.
- Create a database template using Libreoffice Base, OpenOffice Base or MS Access.
- Draw flowchart using the Drawing tools – Google Quick draw, sketch up,

6. Introduction to Google Tools

- Design a Google form and collect a response date among students using Google Form.
- Schedule One day of your activities using Google Calendar.
- Store and Retrieve Date from cloud storage using Google Drive.
- Translate the English language sentence to Telugu sentence using Google Translate
- Organizing photo and editing photo using Google Photos.

7. Exploring Email

- Creation, Composing and Sending the E-mail.
- Use High Priority setting to categories the mail.
- Create a Folder in different Categories and move the received mail to Folder.
- Unsubscribing unwanted emails
- Enable settings for automatic reply

Add_on content:

- Networking Commands: ping, ssh, ifconfig, scp, ipconfig, traceroute, nslookup, getmac

Technical Stack: GNU Linux, Windows/ReactOS-Compression Utilities, PDF reader, Office Package.

Course Outcomes:

Upon successful completion of the course, students will be able to

1. Attain complete knowledge of a computer hardware
2. Install Operating Systems and troubleshooting using Utility software.
3. Able to do document task through office productivity software.
4. Attain technically strong usage of Google Tools and Email handling .
5. Able to install basic computer engineering software.

Mode of Evaluation: Continuous Internal Evaluation, End Semester Practical Examination.

B. Tech. I Year II Semester

B.Tech. I Year II Semester

20MAT110

LINEAR ALGEBRA

L T P C
3 0 0 3

Course Prerequisite: 20MAT101

Course Description:

Linear algebra has widespread applications in engineering and science. In this course, various methods of solving system of linear equations, as applicable in the information technology and electrical circuits are highlighted. The concept of reduction of number of variables in systems has been introduced and effect of change of basis from the view point of computer graphics has been explained. Finally, basics involved in search engine operations by orthogonalisation and least squares optimization have been explained.

Course Objectives:

1. Understanding basic concepts of linear algebra (systems of linear equations, matrix calculus, vectors and basic vector operations).
2. Learn about vector spaces and subspaces.
3. To become proficient in solving computational problems of linear algebra.
4. To understand the axiomatic structure of modern mathematics and learn to construct simple proof.
5. To gain basic knowledge of search engine operations and optimization path.

Unit 1: Linear Equations and Matrices (9)

System of linear equations, Gaussian elimination, Gauss-Jordan method, LU and LDU factorization, block matrices, inverse of matrices, elementary matrices, permutation matrix, Eigen value and Eigen vectors, Cayley -Hamilton Theorem (without proof), applications to cryptography and electrical network.

Unit 2: Vector space (9)

The n -space R^n and vector space, subspaces, bases, linear combination, span, linear independence, dimensions, finite dimensional, Row and column spaces, Rank and nullity, Bases for subspace, invertibility, application in interpolation.

Unit 3: Linear transformations (9)

Basic Properties of Linear transformations, invertible linear transformation, matrices of linear transformations.

Unit 4: Vector Space of Linear transformations (9)

Vector space of linear transformations, change of bases, similarity, application to computer graphics.

Unit 5: Inner product spaces (9)

Dot Products and Inner products, the lengths and angles of vectors, matrix representations of inner products, Gram-Schmidt orthogonalisation, orthogonal projections, relations of fundamental subspaces, orthogonal matrices and isometrics, singular value decomposition (SVD), applications to least square solutions.

Course Outcomes:

At the end of the course students should be able to:

1. Solve systems of linear equations using Gaussian elimination and matrix inversion.
2. Understand the concepts of vector space and subspace, linear independence and use them in network systems.
3. Apply principles of matrix algebra to linear transformations in solving engineering problems.
4. Use the concepts of similarity of transformations in computer graphics.
5. Demonstrate understanding of inner products, associated norms and interlink to search operations on network.

Text Book:

1. Jin Ho Kwak and Sungpyo Hong, "Linear Algebra", Second edition, Birkhäuser, 2004

Reference Books:

1. Stephen Andrilli and David Hecher, Elementary Linear Algebra, 3rd Edition, Academic Press (2006)
2. Charles W. Curtis, Linear Algebra, Springer (2004)
3. Howard Anton and Robert C Busby, Contemporary linear algebra, John Wiley (2003).
4. Gilbert Strang, Introduction to Linear Algebra.

Mode of Evaluation: Assignments, Internal Mid Examination, External End Examination.

B. Tech. I Year II Semester

20PHY102 APPLIED PHYSICS

L T P C
3 1 0 4

Course Prerequisite: Plus two level physics course

Course Description: Applied Physics for Electrical, Electronics and Computer Engineers is a basic physics course which provides fundamental knowledge to understand the concepts of Waves, Optics, Quantum Mechanics, Semiconductors, Lasers and Fiber Optics.

Course Objectives:

1. Expose students in understanding the basic laws of nature through wave equation using the principles of oscillations and waves.
2. Analyze and understand the concepts of waves and optics to prepare the students for advanced level courses.
3. Expose students to theoretical and mathematical aspects of Interference, Diffraction techniques, Polarization and Lasers for testing of materials.
4. Develop knowledge and understanding the fundamental concepts of Quantum mechanics, Semiconductors and Fiber Optics.
5. Adaptability to new developments in science and technology.

UNIT I: WAVES AND OSCILLATIONS

Simple harmonic motion, damped harmonic oscillations, forced harmonic oscillations, resonance, and quality factor. Superposition of vibrations along same direction (equal frequency) and in perpendicular directions, Lissajous figures.

Transverse waves, one dimensional wave equation, solution for wave equation, velocity of a transverse wave along a stretched string, modes of vibration of stretched string, reflection and transmission waves at boundary, standing waves, standing wave ratio.

(11)

UNIT II: OPTICS

Superposition of waves, interference of light by division of wavefront - Young's double slit experiment, interference of light by division of amplitude- interference in thin film by reflection, Newton's rings experiment.

Diffraction, Farunhofer diffraction due to single slit, double slit and Diffraction grating (N-slit).

Polarization, Types of polarization, Polarization by reflection, refraction and double refraction, Nicol's prism. Half wave and Quarter wave plates.

(13)

UNIT III: QUANTUM MECHANICS

de Broglie's hypothesis, Uncertainty principle (Qualitative only), Postulates of quantum mechanics, Time-dependent and time-independent Schrodinger equations for wave function, Free-particle wave function and wave-packets (group velocity & phase velocity), Solution of wave equation: Solution of stationary-state, Schrodinger equation for one dimensional problems – particle in a box, Scattering from a potential barrier and principle of tunnelling- operation of scanning tunnelling microscope.

(12)

UNIT IV: FREE ELECTRON THEORY & SEMICONDUCTORS

Free electron theory of metals (drift velocity and electrical conductivity), Fermi energy level, density of states, Kronig-Penney model (Qualitative only) and origin of energy bands, band structure of metals, semiconductors, and insulators. Direct and indirect bandgap semiconductors, Intrinsic and extrinsic semiconductors, Dependence of Fermi level on carrier-concentration and temperature (equilibrium carrier statistics), Drift and Diffusion Current, Hall effect.

(12)

UNIT V: LASERS & FIBER OPTICS

Introduction to lasers, characteristics of laser, spontaneous and stimulated emission, Einstein's coefficients; population inversion, excitation mechanisms, solid-state lasers – ruby laser, gas lasers - He-Ne Laser, applications of lasers.

Fiber Optics: Principle, Construction and working of optical fiber, Acceptance angle, Numerical aperture, Types of fiber, Fiber optic communication system.

(12)

Course Outcomes:

Upon successful completion of this course, the students should be able to:

1. Describe a mathematical wave equation using the principles of waves and oscillations
2. Apply the knowledge for materials testing using Interference, Diffraction & Polarization techniques.
3. Understand the idea of wave function and to solve Schrodinger equation for simple potentials.
4. Explain the role of semiconductors in different realms of physics and their applications in both science and technology.
5. Acquire the basic knowledge of lasers and fiber optics.

Text Books:

1. Engineering Physics –Dr. M.N. Avadhanulu & Dr. P.G. Kshirsagar, S. Chand and Company
2. Engineering Physics –K. Thyagarajan, McGraw Hill Publishers

Reference Books:

1. H. J. Pain, “The physics of vibrations and waves”, Wiley, 2006.
2. Physics Vol I & II, Halliday/Resnick/Krane 5th Edition, John Wiley, 2003.
3. B.G. Streetman, “Solid State Electronic Devices”, Prentice Hall of India, 1995.
4. Concepts of Modern Physics by Arthur Beiser, 7th Edition, 2017

Mode of Evaluation: Assignment, Mid-term Examinations, and External End Examination.

B. Tech. I Year II Semester

20EEE101 BASIC ELECTRICAL ENGINEERING

L	T	P	C
3	1	0	4

Course Prerequisite: Intermediate Physics

Course Description:

This course equips the students with a basic understanding of Electrical circuits and machines for specific applications. In specific, the course covers basic of DC circuit & its analysis, introduction to single-phase and three-phase AC Systems, magnetic materials, transformers, DC & AC electrical machines, basic converters and Components of LT Switchgear.

Course Objectives:

1. To learn the basics of the D.C. circuit analysis.
2. To have an idea about single-phase and three-phase A.C. electrical circuits.
3. To gain knowledge about basic magnetic material and transformers.
4. To learn the construction and operation of D.C. and A.C. machines.
5. To understand the operation of basic rectifiers and various components of LT Switchgear.

UNIT I: DC CIRCUIT ANALYSIS

Electrical circuit elements, voltage and current sources, Series and parallel resistive circuits, Kirchhoff's current and voltage laws, Nodal and Mesh analysis of simple circuits with dc excitation. Source Transformation, Star-Delta Transformation, Superposition Theorem.

(12)

UNIT II: AC CIRCUIT ANALYSIS

Representation of sinusoidal waveforms, peak and rms values, phasor representation, real power, reactive power, apparent power, power factor. Analysis of single-phase ac circuits consisting of R, L, C, RL, RC, RLC combinations. Three phase balanced circuits, voltage and current relations in star and delta connections.

(12)

UNIT III: MAGNETIC MATERIALS AND TRANSFORMERS

Magnetic materials, B-H characteristics, ideal and practical transformer, principle of operation, emf equation, equivalent circuit, losses in transformers, regulation and efficiency.

(12)

UNIT IV: DC AND AC MACHINES

Construction, working, emf equation of DC generator, methods of excitation, speed control of dc motor. Introduction to different types of AC motors, Three Phase Induction Motors - Generation of rotating magnetic fields, construction, working and starting methods: D.O.L, Autotransformer starter. Introduction to Alternators.

(12)

UNIT V: RECTIFIERS AND ELECTRICAL INSTALLATIONS

PN junction diode, half wave, full wave and bridge rectifiers. Components of LT Switchgear: switch fuse unit (SFU), MCB, ELCB, MCCB, types of wires and cables – Current carrying capability, Insulation Strength; Earthing.

(12)

Course Outcomes:

Upon successful completion of the course, students will be able to

1. To understand and analyze basic DC electric circuits.
2. To measure and analyze various electrical quantities of single phase and three AC electric circuits.
3. To understand magnetic materials and to analyze the transformers.
4. To study the working principles of electrical machines.
5. To create power converters for domestic applications with LT switchgear.

Text Books:

1. E. Hughes, “Electrical and Electronics Technology”, Pearson, 2010.
2. D. P. Kothari and I. J. Nagrath, “Basic Electrical Engineering”, Tata McGraw Hill, 2010.
3. D. C. Kulshreshtha, “Basic Electrical Engineering”, McGraw Hill, 2009.
4. L. S. Bobrow, “Fundamentals of Electrical Engineering”, Oxford University Press, 2011.
5. V. D. Toro, “Electrical Engineering Fundamentals”, Prentice Hall India, 1989.

References:

1. Abhijit Chakrabarti, “Circuit Theory : Analysis and Synthesis”, Dhanpat Rai & Co., 2014
2. J.B. Gupta, “Theory & Performance of Electrical Machines”, S. K. Kataria & Sons, 2013.
3. John Bird, “Electrical Circuit Theory and Technology”, Fourth edition, Elsevier Ltd., 2010.

Mode of Evaluation: Assignments, Internal Mid Examinations, External End Examination.

B. Tech. I Year II Semester

20CSE102 C PROGRAMMING AND DATA STRUCTURES

Course Prerequisite: 20CSE101

L	T	P	C
3	0	0	3

Course Description:

This course includes C program basics, control structures, arrays, files, pointers and data structures.

Course Objectives:

1. To make the student understand fundamentals of C programming language and problem solving.
2. To understand the syntax and semantics of C programming language.
3. To develop algorithms for sorting, searching techniques.
4. To design and implement operations on stack, queue, and linked list.

UNIT I - INTRODUCTION TO C PROGRAMMING

Structure of C Program, C Tokens: Variables, Data types, Constants, Identifiers, key words and Operators, Expressions.

Control Structures: Conditional Statements (Simple if, if-else, Nested -if-else, Switch). Iterative Statements (for, While, Do-While), Jump Statements (break, Continue). (9)

UNIT II - FUNCTIONS & ARRAY

Functions Introduction, User defined function, Function prototype, Function Definition and Function Call, Storage classes, Recursion **Arrays:** Defining an array, processing an array, one dimensional arrays, two dimensional arrays. Passing array as an argument to function. **Sorting:** Bubble Sort, Insertion Sort, selection sort. **Searching:** Linear and binary search. (9)

UNIT III STRINGS & POINTERS

Strings: Declaring and defining a string, Initialization of strings, Strings Library functions.

Pointers: Fundamentals of pointer, Pointer Declarations, Parameter passing: Pass by value, Pass by reference, Dynamic memory allocation. (9)

UNIT IV - STRUCTURES & FILES

Structures: Defining a structure, processing a structure, Pointer to Structure, Unions. **Files:** Opening and closing a data file, Reading and Writing a data file, File I/O Functions. (9)

UNIT IV - DATA STRUCTURES

Stack: stack operations, stack implementations using arrays. **Queue:** queue operations, queue implementations using array, Applications of stack and queue. **Linked List:** Single linked list operations. (9)

Course Outcomes:

Upon successful completion of the course, students will be able to

1. Understand fundamentals of C programming language and its constructs.
2. Design and implement applications using functions, arrays, sorting and searching techniques.

3. Design and implement applications using strings and pointers.
4. Design and implement applications using structures and File processing.
5. Choose appropriate linear data structure depending on the problem to be solved.

Text Books:

1. The C Programming Language, Brian W. Kernighan and Dennis M. Ritchie, 2nd Edition, Prentice Hall, India 1988.
2. Alfred V. Aho, John E. Hopcroft and Jeffrey D. Ullman, Data Structures and Algorithms, Pearson Education, New Delhi, 2006.

References:

1. Let us C, Yashavant Kanetkar, 15th Edition, BPB Publications, 2016.
2. Problem Solving & Program Design in C, Hanly, Jeri R and Elliot. B Koffman, Pearson Education, 5th edition, 2007.
3. K. N. King, "C Programming ": A Modern Approach, 2nd Edition 2nd Edition
4. Byron Gottfried, Jitender Chhabra, Programming with C (Schaum's Outlines Series)

Mode of Evaluation: Assignments, Mid Term Tests, End Semester Examination.

B. Tech. I Year II Semester

20ENG201 ENGLISH FOR PROFESSIONAL PURPOSES LABORATORY

(Common to all branches)

L T P C
0 0 2 1

Course Prerequisite: None

Course Description:

English language communication is a social phenomenon and students need to be able to function in the society at large as the communicators before entering the professional world. The present course equips the students with the basic functions of English language communication, which are required not only in their day-to-day lives but also profoundly significant for their future professional, academic training and their careers in the industry. The course mainly focuses on the achievement of communicative proficiency of the students coupled with the necessary linguistic inputs.

Course Objectives: This course enables the student to –

1. Get acquainted with the basic communicative functions.
2. Engage effectively in learning various functions of English language communication.
3. Enhance their narration abilities in past experiences and future plans and goals /events.
4. Develop their abilities in expressing opinion.
5. Provide speaking practice in speech.

Course contents:

Greeting and Introductions (L & S)

- Greeting on different occasions and responding to greetings (L & S)
- Wishing on various occasions, taking leave and saying goodbye (L & S)
- Introducing oneself and others (L & S)
- Asking for introduction and responding to introduction (L & S)
- Developing a short personal profile (R &W)

Describing: (L, S, R & W)

- Using adjectives (Vocab)
- Degrees of comparison (Grammar)
- Common words, phrases, and expressions used for description (Vocab)
- Describing people, places and objects (L, S, R & W)
- Reading and writing descriptive paragraphs (R &W)

Narrating (L, S, R & W)

- Talking about past experiences and events (L & S)
- Talking about memorable incidents or events (L & S)
- Techniques of narration and narrative tenses (Grammar)
- Composing and narrating a story (R &W)

Planning and Predicting (L, S, R & W)

- Talking about future events (L & S)
- Making promises and giving assurances (L & S)
- Predicting future events (L & S)
- Writing and organising a short plan of an event (R &W)

Instructions and directions (L, S, R & W)

- Forming imperative sentences (Grammar)
- Reading and writing short instruction manuals (R & W)
- Writing a recipe/ procedure (R & W)
- Giving directions

Enquiring: (L, S, R & W)

- Open and closed ended questions (Grammar)
- Asking for information and giving information (L & S)
- Telephonic enquiry (L & S)
- Official enquiries through emails and letters (R & W)

Requesting: (L, S, R & W)

- Polite expressions
- Modal verbs and key phrases for requesting (Grammar and vocab)
- Official requests through emails and letters (R & W)

Comparing and contrasting: (L, S, R & W)

- Words and phrases used for comparison and contrast (Vocab)
- Comparing qualities/properties/quantities of people, places and objects (L & S)
- Composing comparison and contrast paragraphs (R & W)

Expressing opinion: (L, S, R & W)

- Language expressions used for expressing opinions (Vocab)
- Developing opinion based paragraphs (R & W)
- Discourse markers and linkers used in opinion based paragraphs (R & W)

Public Speaking: (L, S, R & W)

- Techniques and strategies required for public speaking (L & S)
- Developing and organising a short speech (R & W)
- Presentation skills required for public speaking (L & S)

Course Outcomes: At the end of the course, learners will be able to—

1. Develop their confidence while giving introduction, describing a place, & giving directions. (3,4,5)
2. Use various functions of English like asking for & giving information, inviting people for events/occasions, & requesting people. (3,4,5)
3. Narrate the past experiences and events in speaking and writing (3,4,5)
4. Express their views and opinions logically and appropriately in spoken and written format. (3,4,5, 6)
5. Deliver logically organized speeches and present them without hesitations. (3,4,5, 6)

Suggested Reading/Textbooks:

1. Leo Jones; *Functions of English*, Published by: Cambridge University Press.
2. Leo Jones; *Let's Talk Level 1, 2, 3*, Published by: Cambridge University Press.
3. Adrian Doff, Craig Thaine, Herbert Puchta, et al; *Empower: Intermediate (B1+)*; Published by: Cambridge University Press.

References:

1. AJ Thomson & AV Martinet; *A Practical English Grammar*; Oxford University Press, 2015.
2. Raymond Murphy; *English Grammar in Use with CD*; Cambridge University Press, 2013.
3. K.S. Yadurajan; *Modern English Grammar*; Oxford University Press, 2014.
4. William Strunk Jr; *The Elements of Style*; ITHACA, N.Y.; W.P. HUMPHREY, 2006.
5. Joseph Devlin; *How to Speak and Write Correctly*; ITHACA, N.Y.; W.P. HUMPHREY, 2006

6. Anjana Agarwal; *Powerful Vocabulary Builder*; New Age Publishers, 2011.
7. *Writing Tutor*; Advanced English Learners' Dictionary; Oxford University Press, 2012.
8. www.cambridgeenglish.org/in/
9. <https://learnenglish.britishcouncil.org/en/english-grammar>
10. <https://www.rong-chang.com/>

Mode of Evaluation: External Lab Exam

B. Tech. I Year II Semester

20PHY201 PHYSICS LABORATORY

L T P C
0 0 3 1.5

Course Description:

Physics Practical course is meant for making the students to gain practical knowledge to co relate with the theoretical studies. It covers experiments on Principles of Mechanics and Optics, Measurement of Magnetic field and studying Resonance using LCR Circuit.

Course Objectives:

1. Elucidate the concepts of Physics through involvement in the experiment by applying theoretical knowledge.
2. Illustrate the basics of mechanics, waves and optics to analyze the behavior and characteristics of various materials for its optimum utilization.
3. Develop an ability to apply the knowledge of physics experiments in the later studies.

LIST OF EXPERIMENTS: {Out of 17 experiments any 12 experiments (minimum 10) must be performed in a semester}

1. Spring constant - Coupled Pendulums.
2. Study of resonance effect in series and parallel LCR circuit.
3. Determination of radius of curvature of a curved surface - Newton's Rings.
4. Wavelength of a laser - Diffraction Grating
5. Wavelength of the spectral lines - Diffraction Grating.
6. Magnetic field along the axis of a current carrying coil - Stewart Gees' Apparatus
7. Thickness of a given wire - Wedge Method.
8. Dispersive power of prism – Spectrometer.
9. Frequency of the tuning fork - Melde's apparatus.
10. Determination of particle size using Laser.
11. Width of single slit - Diffraction due to Single Slit.
12. Torsional Pendulum.
13. Determination of the numerical aperture of a given optical fiber and hence to find its acceptance angle.
14. Measurement of e/m of electron (Thomson's method)
15. Energy gap of a material of p-n junction.
16. Determination of Planck's constant.
17. Ferroelectric hysteresis (B-H Curve).

Course Outcomes:

Upon successful completion of this course, the students should be able to:

1. Apply the scientific process in the conduct and reporting of experimental investigations.
2. Understand measurement technology, usage of new instruments and real time applications in engineering studies.

3. Verify the theoretical ideas and concepts covered in lecture by doing hands on in the experiments.
4. Know about the characteristics of various materials in a practical manner and gain knowledge about various optical technique methods.
5. Acquire and interpret experimental data to examine the physical laws.

Reference Books:

1. Physics Laboratory Manual
2. Optics, A. Ghatak, 4th Edition, Tata McGraw-Hill, New Delhi 2011.
3. Fundamentals of Optics, F. A. Jenkins and H. E. White, 4th edition, McGraw-Hill Inc., 1981.
4. Engineering Mechanics, 2nd ed. — MK Harbola
5. Introduction to Electrodynamics- David J Griffiths

Mode of Evaluation: Continuous Internal Evaluation, Practical End Examination.

B. Tech. I Year II Semester

20EEE201 ELECTRICAL ENGINEERING LABORATORY

L T P C
0 0 3 1.5

Course Prerequisite: None

Course Description:

The laboratory facilitates the students to deal with electrical instruments, which further strengthen the concepts & operation of various AC & DC circuits, and machines, and their characteristics. The lab also reinforce the concepts discussed in class with a hands-on approach which enable the students to gain significant experience with electrical instruments such as ammeter, voltmeter, digital multimeter, oscilloscopes, tachometer, switches, fuses and power supplies.

Course Objectives:

1. To provide hands on experience in setting up simple electrical circuits (DC and AC).
2. To get exposure to handle different electrical equipment's.
3. To measure various electrical parameters with different measuring instruments.
4. To get hands on experience in operating DC and AC machines.
5. To understand the operation of basic converters and various components of LT Switchgear.

LIST OF LABORATORY EXPERIMENTS/DEMONSTRATIONS:

DEMONSTRATIONS:

1. Basic safety precautions. Introduction and use of measuring instruments – voltmeter, ammeter, wattmeter, multi-meter, oscilloscope. Study of passive components - resistors, capacitors and inductors.
2. Demonstration of voltage and current relationships (line-line voltage, phase-to-neutral voltage, line and phase currents). In star and delta connections.
3. Demonstration of cut-out sections of transformer and DC & AC machines.
4. Demonstration of induction machine. Motor operation and generator operation of an induction machine driven at super-synchronous speed.
5. Familiarization of (i) different types of cables/wires and switches and their uses, (ii) different types of fuses & fuse carriers; MCB, ELCB, MCCB their ratings and uses (components of LT switchgear).

EXPERIMENTS:

1. Wiring of a simple circuit for controlling (1) a lamp/fan point, (2) Staircase or Corridor Winding.
2. Wiring of a power circuit for controlling an electrical appliance (16A Socket).
3. Verification of Kirchhoff's current and voltage laws (KCL & KVL).
4. Verification of superposition theorem
5. Sinusoidal steady state response of R-L, and R-C circuits (impedance calculation and verification).
6. Measurement of voltage, current and power in a single-phase circuit using voltmeter, ammeter and wattmeter. Also, calculate the power factor of the circuit.
7. Measurement of active power for star and delta connected balanced loads (single wattmeter method).
8. Open-circuit and short-circuit test on a single-phase transformer.
9. Speed control of separately excited DC motor.

10. Wiring of a power distribution arrangement using single-phase MCB distribution board with ELCB, main switch and energy meter (or residential house wiring).
11. Regulated power supply for generating a constant DC Voltage.
12. Fabrication of a given electronic circuit on a PCB and test the same.

Course Outcomes:

Upon successful completion of the course, the students are expected to

1. Get an exposure to common electrical components and their ratings.
2. Make electrical connections by wires of appropriate ratings.
3. Understand the usage of common electrical measuring instruments.
4. Understand the basic characteristics of transformers and electrical machines.
5. Get an exposure to the working of various power electronic converters.

Mode of Evaluation: Continuous Internal Evaluation, Practical Examination

B. Tech. I Year II Semester

20CSE201 C PROGRAMMING AND DATA STRUCTURES LABORATORY

Course Prerequisite: 20CSE101

L	T	P	C
0	0	3	1.5

Course Description:

This course includes C program basics, control structures, arrays, files, pointers and data structures.

Course Objectives:

1. To make the student understand fundamentals of C programming language and problem solving.
2. To get hands-on practices with the syntax and semantics of C programming language.
3. To develop algorithms for sorting, searching techniques.
4. To design and implement operations on stacks, queues, and linked lists.

LIST OF EXPERIMENTS

1. a) Write a C program to swap the two numbers.
b) Write a C Program to find the eligibility of admission for a Professional course based on the following criteria:
 - i. Marks in Maths ≥ 65
 - ii. Marks in Physics ≥ 55
 - iii. Marks in Chemistry ≥ 50OR
 - iv. Total in all three subject ≥ 180
2. a) Write a C program to compute the factorial of a given number.
b) Write a program that reads numbers which are in the range 0 to 100, till it encounters -1. Print the sum of all the integers that you have read before you encountered -1.
3. a) Write a C program to accept a coordinate point in a XY coordinate system and determine in which quadrant the coordinate point lies.
b) The digital root (also called repeated digital sum) of a number is a single digit value obtained by an iterative process of summing digits. Digital sum of 65536 is 7, because $6+5+5+3+6=25$ and $2+5 = 7$. Write a program that takes an integer as input and prints its digital root.
4. a) Write a C program to find the series of prime numbers in the given range.
b) Write a C program to generate Tribonacci numbers in the given range.
5. a) Write a C program to find sum of digits, Decimal to Binary conversion, reversal of numbers using functions.
b) Write a C program to find Factorial, Greatest Common Divisor, and Fibonacci using recursion.

6. Your program should take as input: dimension of a square matrix N , two matrices of size $N \times N$ with integer values, and one operator symbol (+, -, *). It must perform the corresponding operation given below;
 - a) Matrix Addition
 - b) Matrix Subtraction
 - c) Matrix Multiplication
7. Implement the following sorting techniques.
 - a) Bubble sort
 - b) Insertion sort
 - c) Selection sort.
8. Implement the following searching techniques.
 - a) Linear Search
 - b) Binary Search
9.
 - a) Write a program in C to find the frequency of characters in a string.
 - b) Write a C program to implement all string operations (string length, string copy, string compare, string concatenation and string reverse) without using string library functions.
10.
 - a) Write a C program to get N elements in an array and sort it using Pointer.
 - b) Write a C program to swap two integers using pass by reference.
 - c) Write a C program to find the largest element using Dynamic Memory Allocation.
11.
 - a) Write a program in C to count the number of vowels, consonants, digits, special symbols, words in a string using a pointer.
 - b) Write a C program to print all permutations of a given string using pointers.
12.
 - a) Write a C program to add two distances in the inch-feet system using structures.
 - b) Write a C program to calculate difference between Two Time Periods (in *Hours, Minutes, Seconds* format) using structures.
13. Develop an application to match parenthesis of a given expression using Stack.
14. Develop an application to identify Palindrome string using Stack and Queue.
15. Develop an application to add two Polynomial equations using Linked List.

Course Outcomes:

Upon successful completion of the course, students will be able to

1. Understand fundamentals of C programming language and its constructs.
2. Design applications using functions, arrays, sorting and searching techniques.
3. Design and implement solutions using strings and pointers.
4. Design and develop solutions using structures and File processing.
5. Design and develop applications on stack, queue, and linked list depending on the problems to be solved.

Mode of Evaluation: Continuous Internal Evaluation and End Semester Examination.